




Self-Propelled Scissor Lifts

GS™ -1530 & GS-1532, GS-1930 & GS-1932

Specifications

Models	GS-1530		GS-1532		GS-1930		GS-1932	
Measurements	Metric	US	Metric	US	Metric	US	Metric	US
Working height maximum*	6.40 m	20 ft 11 in	6.40 m	20 ft 11 in	7.60 m	24 ft 11 in	7.60 m	24 ft 11 in
 Platform height maximum w/load sense	4.40 m	14 ft 5 in	4.40 m	14 ft 5 in	5.60 m	18 ft 5 in	5.60 m	18 ft 5 in
 Platform height - stowed	0.97 m	3 ft 2.2 in	0.97 m	3 ft 2.2 in	1.00 m	3 ft 3.5 in	1.00 m	3 ft 3.5 in
 Platform length - outside	1.63 m	5 ft 4 in	1.63 m	5 ft 4 in	1.63 m	5 ft 4 in	1.63 m	5 ft 4 in
extended	2.54 m	8 ft 4 in	2.54 m	8 ft 4 in	2.54 m	8 ft 4 in	2.54 m	8 ft 4 in
Slide-out platform extension deck	0.91 m	3 ft	0.91 m	3 ft	0.91 m	3 ft	0.91 m	3 ft
 Platform width - outside	0.74 m	2 ft 5 in	0.74 m	2 ft 5 in	0.74 m	2 ft 5 in	0.74 m	2 ft 5 in
Guardrail height	1.10 m	3 ft 7 in	1.10 m	3 ft 7 in	1.10 m	3 ft 7 in	1.10 m	3 ft 7 in
Toeboard height	0.15 m	6 in	0.15 m	6 in	0.15 m	6 in	0.15 m	6 in
 Height - stowed: folding guardrails	2.03 m	6 ft 9 in	2.03 m	6 ft 9 in	2.11 m	6 ft 11 in	2.11 m	6 ft 11 in
rails folded	1.73 m	5 ft 8 in	1.73 m	5 ft 8 in	1.75 m	5 ft 9 in	1.75 m	5 ft 9 in
 Length - stowed	1.83 m	6 ft	1.83 m	6 ft	1.83 m	6 ft	1.83 m	6 ft
Length - stowed extended	2.74 m	9 ft	2.74 m	9 ft	2.74 m	9 ft	2.74 m	9 ft
 Width	0.76 m	2 ft 6 in	0.813 m	2 ft 8 in	0.76 m	2 ft 6 in	0.813 m	2 ft 8 in
 Wheelbase	1.32 m	4 ft 4 in	1.32 m	4 ft 4 in	1.32 m	4 ft 4 in	1.32 m	4 ft 4 in
 Ground clearance - center	6 cm	2.4 in	6 cm	2.4 in	6 cm	2.4 in	6 cm	2.4 in
 - with pothole guards deployed	2 cm	0.75 in	2 cm	0.75 in	2 cm	0.75 in	2 cm	0.75 in

Productivity

Max platform occupancy (in/out) ¹	2/-		2/1		2/-		2/1	
Lift capacity	272 kg	600 lbs	272 kg	600 lbs	227 kg	500 lbs	227 kg	500 lbs
Drive speed - stowed	4.0 km/h	2.5 mph	4.0 km/h	2.5 mph	4.0 km/h	2.5 mph	4.0 km/h	2.5 mph
Drive speed - raised	0.8 km/h	0.5 mph	0.8 km/h	0.5 mph	0.8 km/h	0.5 mph	0.8 km/h	0.5 mph
Gradeability - stowed**	30%	30%	30%	30%	25%	25%	25%	25%
Turning radius - inside	zero	zero	zero	zero	zero	zero	zero	zero
Turning radius - outside	1.55 m	5 ft 1 in	1.55 m	5 ft 1 in	1.55 m	5 ft 1 in	1.55 m	5 ft 1 in
Raise / lower speed	16 / 29 sec	16 / 29 sec	16 / 29 sec	16 / 29 sec	16 / 29 sec	16 / 29 sec	16 / 29 sec	16 / 29 sec
Controls	proportional		proportional		proportional		proportional	
Drive	dual front wheel		dual front wheel		dual front wheel		dual front wheel	
Multiple disc brakes	dual rear wheel		dual rear wheel		dual rear wheel		dual rear wheel	
Tyres - solid non-marking	30x11x20 cm 12x4.5x8 in		30x11x20 cm 12x4.5x8 in		30x11x20 cm 12x4.5x8 in		30x11x20 cm 12x4.5x8 in	

Power

Power source	24 V (four 6 V 225 Ah batteries)							
Hydraulic system capacity	14.2 L	3.75 gal	14.2 L	3.75 gal	14.2 L	3.75 gal	14.2 L	3.75 gal

Sound & Vibration Levels

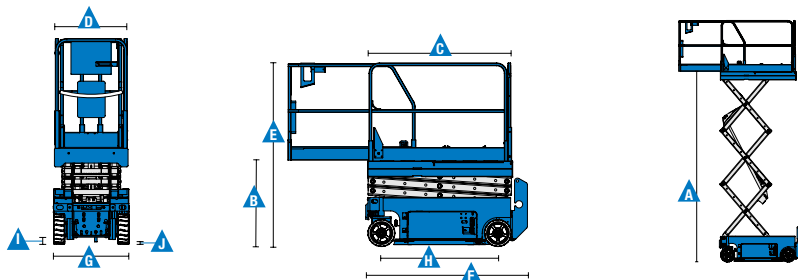
Sound pressure level (ground workstation)	<70 dBA	<70 dBA	<70 dBA	<70 dBA	<70 dBA	<70 dBA	<70 dBA	<70 dBA
Sound pressure level (platform workstation)	<70 dBA	<70 dBA	<70 dBA	<70 dBA	<70 dBA	<70 dBA	<70 dBA	<70 dBA
Vibration	<2.5 m/s ²	<8 ft 2 in/s ²	<2.5 m/s ²	<8 ft 2 in/s ²	<2.5 m/s ²	<8 ft 2 in/s ²	<2.5 m/s ²	<8 ft 2 in/s ²

Weight***

	1,233 kg	2,718 lbs	1,269 kg	2,797 lbs	1,498 kg	3,302 lbs	1,503 kg	3,313 lbs
--	----------	-----------	----------	-----------	----------	-----------	----------	-----------

Standards Compliance

EU Directives: 2006/42/EC - Machinery (harmonized standard EN280:2013); 2004/108/EC (EMC); 2006/95/EC (LVD)



¹ Indoor use only for the 30' Series

* The metric equivalent of working height adds 2 m to platform height.

** Gradeability applies to driving on slopes, see Operator's Manual for details regarding slope ratings.

*** Weight will vary depending on options and/or country standards.

Self-Propelled Scissor Lifts

GS™ -1530 & GS-1532, GS-1930 & GS-1932

Features

Standard Features	Easily Configured To Meet Your Needs	Options & Accessories
Measurements GS-1530 & GS-1532 <ul style="list-style-type: none"> 6.40 m (20 ft 11 in) working height Up to 272 kg (600 lbs) lift capacity GS-1930 & GS-1932 <ul style="list-style-type: none"> 7.60 m (24 ft 11 in) working height Up to 227 kg (500 lbs) lift capacity Productivity <ul style="list-style-type: none"> Folding rails with half-height swing gate Smart Link™ control system (joystick, 2 lift speeds & 2 selectable proportional drive speeds, user-friendly diagnostics) Rear recessed charger receptacle Platform control with battery charge indicator On-board diagnostic system AC power to platform Lanyard attachment points Manual platform lowering valve Emergency stop at both platform and ground controls Rear wheel multiple disc brakes Front wheel hydraulic dynamic braking Manual brake release Swing-out component trays Pothole guards Tilt level sensor with audible alarm Descent alarm Flashing beacons Electronic horn Hour meter Certified load sensor Telematics-Ready Connector Power <ul style="list-style-type: none"> 24 V DC battery pack Universal 20 amp smart charger 	Platform <ul style="list-style-type: none"> 1.63 x 0.74 m (5 ft 4 in x 2 ft 5 in) steel platform 0.91 m (3 ft) slide-out extension deck Power <ul style="list-style-type: none"> 24 V DC (four 6 V 225 Ah batteries) Drive <ul style="list-style-type: none"> Dual front wheel drive Tyres <ul style="list-style-type: none"> Solid non-marking 	Productivity Options <ul style="list-style-type: none"> Air line to platform Power to platform (incl. plug, socket and ground fault interrupt leakage on request) Biodegradable hydraulic oil⁽²⁾ Track & Trace⁽¹⁾ (GPS unit providing machine location & operating information) Motion alarm package Automotive horn Power Options <ul style="list-style-type: none"> Maintenance-free batteries Low-temperature cut-out module⁽³⁾



⁽¹⁾ Includes a first 2 years subscription

⁽²⁾ Available on selected models only. See your Genie representative for further information.

⁽³⁾ For outdoor models only

03/16 Part No. B109377UK



Jøma Lift Teknik A/S

Nordager 24, DK 6000 Kolding, Denmark. Tel: +45 75864333 Email: info@genielift.dk www.Genielift.dk

Worldwide Manufacturing And Distribution

Australia · Brazil · Caribbean · Central America · China · France · Germany · Italy · Japan · Korea · Mexico · Russia · Southeast Asia · Spain · Sweden · United Arab Emirates · United Kingdom · United States

Product specifications and prices are subject to change without notice or obligation. The photographs and/or drawings in this document are for illustrative purposes only. Refer to the appropriate Operator's Manual for instructions on the proper use of this equipment. Failure to follow the appropriate Operator's Manual when using our equipment or to otherwise act irresponsibly may result in serious injury or death. The only warranty applicable to our equipment is the standard written warranty applicable to the particular product and sale and we make no other warranty, express or implied. Products and services listed maybe trademarks, service marks or trade names of Terex Corporation and/or their subsidiaries in the USA and many other countries. Genie is a registered trademark of Terex South Dakota, Inc. © 2016 Terex Corporation.

www.genielift.co.uk www.genielift.me